



PRESTIGE AND COMFORT,
at home!

ÉLÉGANCE

EL-603

The Élégance residential elevator reaches the floor you wish with a touch of a fingertip. Discreet and efficient, Élégance saves you from running up and down the stairs. Designed to ease your day to day life, it offers you accessible elegance.



info@elevabec.com | www.elevabec.com | 1 800 311-9977 | 450 773-9977

6555 Choquette avenue, St. Hyacinthe, Québec J2S 8L2

This device is in accordance with the CAN/CSA-B44-19 standard. Québec product.

RBQ : 8277-1106-03

ÉLÉGANCE

EL-603



The Élégance residential elevator offers you comfort, reliability and durability all along the trajectories you have to take in your home. Élégance distinguishes itself by its strong structure, smooth movement in moving and ease of use. In addition, the Élégance elevator reaches the floor you wish in a touch of a fingertip. Thus, you don't need to hold the button during moving, which is needed in comparable products. This Québec product has been designed to ease your day to day life whilst it saves you from running up and down the stairs, particularly with demanding tasks. Nothing beats Élégance at your fingertip, a Québec made device in accordance with in force standards.

ADVANTAGES:

- Finishing harmonized with your home
- Direct action control (Instant pressure, elevator type)
- Landing doors according to client's choice
- Takes little space
- Moves smoothly
- Easy to use
- Fast and silent mechanism
- Stable and strong
- Requires little care

SUPPLIES INCLUDED:

- Telephone auto dialing inside the elevator
- High-quality sliding cabin door, accordion type
- Ceiling with integrated eco-energetic light (DEL Type)
- 36" anti-skid handrail
- Finishing: melamine or laminate panels according to client's choice
- Remote control on each floor
- Case switch On/Off
- In cabin control, alarm and emergency-stop buttons
- Anti-skid floor covering

OPTIONAL:

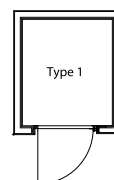
- Multi-choice of finishing panels and floor coverings; Élégance can be laid out to match your home style
- Automatic opening and closing cabin sliding door, accordion type
- Choice of landing doors; you can have models identical to the other doors in your home
- Surface or invisible door closer, according to door model
- Choice of control buttons
- Choice of cabin ceiling lights

TECHNICAL CHARACTERISTICS:

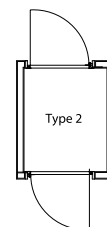
- Model: EL-603, Élégance
- Category: Residential elevator
- Shaft: closed
- Standard: CAN/CSA-B44-19
- Vertical trajectory
- Maximum trajectory: 45' high (13,716 mm)
- Maximal capacity: 1,000 lb / 454 Kg (May vary according to cabin size)
- Power supply 208-240Vac, 60hz or 600V
- Mechanic drive: Hydraulic cylinder and cables
- Approximate speed: 40'/minute (0,20 meter/second) according to the type of valve chosen for desired speed
- Cabin size: • Standard: 36" x 60"
 - Other sizes upon request
- Direct action control knob (upon pressing)
- Mechanical chamber: 36" x 24", applying to certain conditions
- Lock: Interlock Type / double contact
- Functional in-cabin emergency descending in case of power failure and manual descending device in mechanical chamber



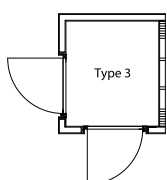
CONFIGURATIONS:



Front opening



Front and back opening (face to face)



Front and side opening 90°